

We are



TELTONIKA

Energy

Android/iOS v1.12.0

FW v1.12

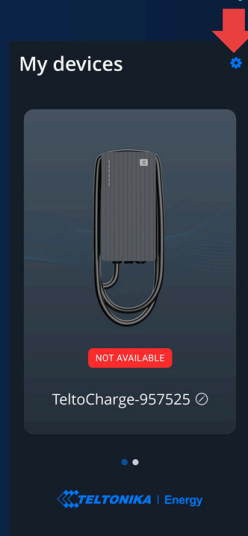
To get the latest features and bug fixes, please update your charger's [firmware](#) and Android/iOS app to latest version (v1.12.0)

Improvements

- Additional language options

From now on, TeltoCharge application interface can be also represented in 8 additional languages. List of new translation options:

- Romanian;
- Czech;
- Greek;
- Croatian;
- Serbian;
- Estonian;
- Latvian;
- Hebrew.



NOTE:

Language can be changed only in station selection window

- New energy meter support

From this FW version, TeltoCharge supports communication with these energy meters:

- Carlo Gavazzi EM111DINMV51XS1X
- SDM230-M

They can be used for Load Balancing / Solar charging / kWh representation.

Improvements

- Errors / warnings view improvements

From this FW version, section of “Errors and warnings” has been re-located to “Diagnostics” section.

- Added time stamps to the error/warning notifications
- Automatic sorting from latest to newest
- Added refresh button to re-new notifications window and erase minor warnings
- Added simplified hyperlink to Wiki page

This change allows to troubleshoot issues conveniently in a single location.

- DLM support for EVC131

From this release we have added Dynamic Load Management feature support for EVC131 devices.

- Modbus RTU controls

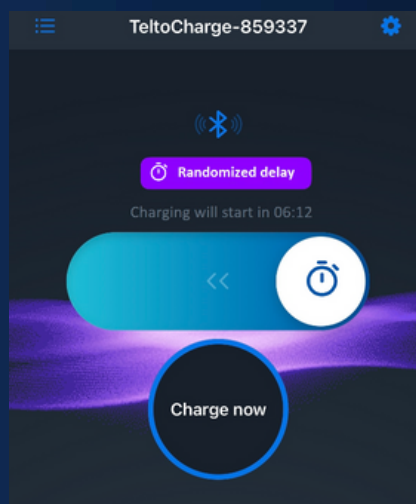
Implemented ability to control charging station using Modbus RTU via external controller and give an opportunity to integrate it to Smart Home solutions.

List of Modbus registers may be provided upon request.

- Randomized delay improvements

From this release there was visually improved Randomized delay function interface.

- Added clock logo on the slider to signify that Randomized delay is active at the moment.
- Purple status icon on the main charging window - mentioning Randomized delay.
- Time delay counts down under the status icon to allow simple understanding.



Improvements

- Increased buzzer sound level

In order to be better noticeable in noisy environments, we have increased error buzzer loudness by 20 dB.

- Energy usage graphs improvements - Solar energy graphs

From now on, user will be able to follow statistics of Solar energy usage. Statistics section will include additional graphs representing:

- Money saved
- Grid energy
- Solar energy

NOTE:

New graphs will be visible only when Solar charging is enabled

- Update process interface improvements

In order to make update process even more simplified, this release includes such news:

- Added ability to see whether update is available - in charger select window, product option widget will show cloud icon if update is available.
- Cosmetic updates for notification about available update in main device window.
- Added before update alert window which mentions that charger will restart after finished update and charging will impacted

- New configuration parameters in OCPP - Working with Solar charging feature

From now on, user will be able to control and visualize Solar charging statuses via OCPP. Configuration keys:

- Solar - to Enable/Disable solar charging (0,1)
- SolarCharging - to select mode "regular/solar/eco/eco_plus"

- Removed pairing process time limit

In order to make pairing more comfortable, 5 minute timer is removed. Product will check pairing code and will lock down after 3 unsuccessful attempts.

To reset counter - reboot the charging station.

Improvements

- Improved PEN fault error messages

In order to be better understand causes of PEN fault origin, error names were updated:

- PEN fault is active: PE Current
- PEN fault was detected: PE Current
- PEN fault was detected: Input Voltage

Note: Errors can be seen in EVC16 product series

- OCPP Status notification improvement

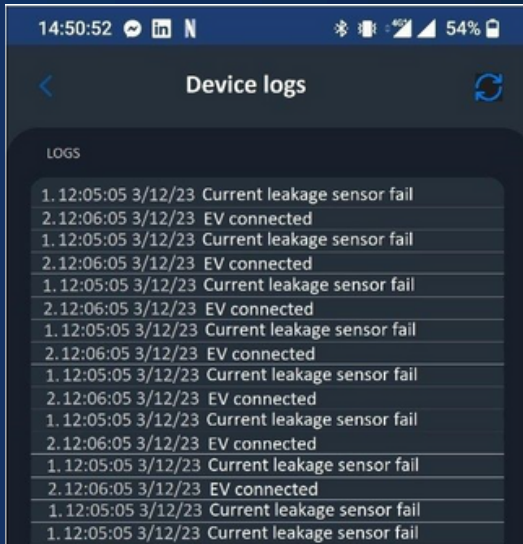
Charging station will send StatusNotification message after error, which caused the first notification to appear is resolved.

This update allows user and operators to notice changes and report about successful troubleshoot.

New Features

- Logs view in app history

To ease the troubleshooting process further, this release includes live representation of TeltoCharge logs in the “Device logs” section. Pressing refresh button will load latest logs.



NOTE:

*This section is located via path:
Main settings >> Diagnostics >> Device logs*

- Smartstuff P1 Modbus pro converter support

Added support for SmartStuff P1 Modbus converter.

It can be used for Dynamic load balancing / Solar charging / kWh meter values

Important to note:

- Working with all energy meters having P1 connection/connector
- Used meter have to support SMR V4, V5
- If meter supports SMR V2/V3, then it is required to use additional power supply for the modbus dongle and FC06 register 6 should be set as TRUE (1)

If your communication would provide any issue, simply check up if all the parameters mentioned above are complied with.

Fixes

APP

- *Performance optimization*
- *Interface optimization i.e. new button added*
- *Visual comfort improvements in Date & Time section*
- *Settings handling improvements*
- *APP language corresponds to the system language in used device*

FW

- *LED indications optimization*
- *Timer stabilization*
- *Error handling optimization*
- *Minor optimization*
- *NFC acceptance indication improvement with OCPP disabled*
- *Troubleshoot file improvements*
- *Improved PEN fault handling*

Wiki page:

