

Android/iOS v1.8.0  
FW v1.8

To get the latest features and bug fixes, please update your charger's [firmware](#) and Android/iOS app to latest version (v1.8.10)

## New features

Dynamic Load Management (DLM)

OCPP FW Management

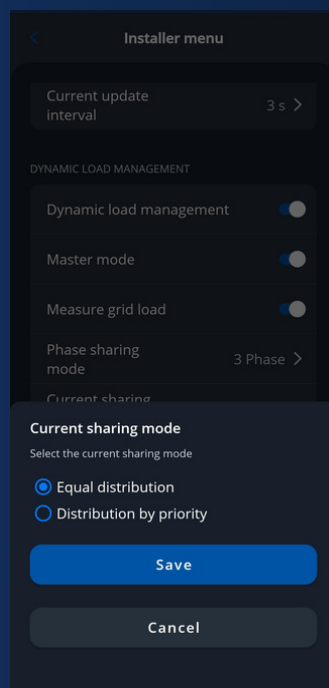
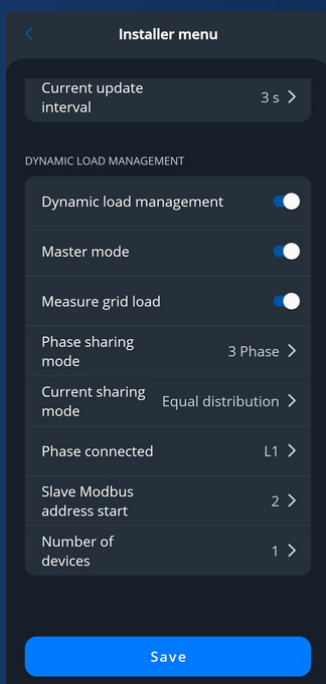
EVC16X HW support

- *Dynamic Load Management*

From now on, TeltoCharge is able to respond to changes in electrical grid and distribute power accordingly in between group of charging stations. It is achieved by using Master to secondary stations communication. Possible modes include:

- *Equal distribution - every charging station receives the same amount of amperes to balance charging speed of every connect electric vehicle.*
- *Distribution by priority - every activated charger receives maximal set power. If there are not enough available power, station is being put in waiting line.*

To read more about these settings, please visit [Wiki page](#).



**NOTE:**

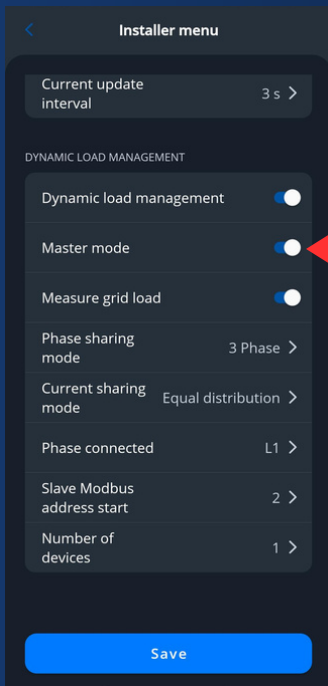
*Dynamic Load Management options appear only after Dynamic Load Balancing is enabled in Installer menu*

## New features (continuation)

### Dynamic Load Management (DLM)

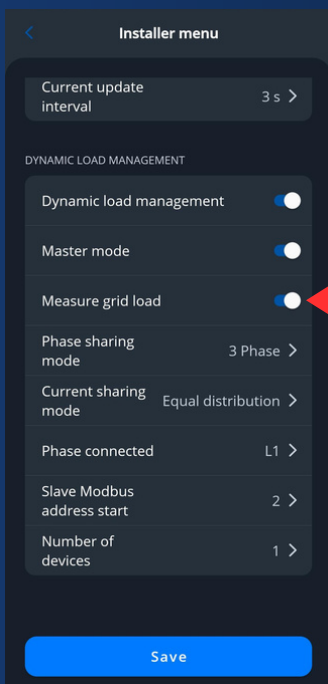
- *Dynamic Load Management*

*Functionality will work by reading information from Smart Energy meter which is connected to Master charger. Status "Master" can be assigned to any charger via Installer menu. There can be only one Master in group of charging stations.*



### **Wiring:**

*Every charger need to be connected via UTP cable in order to transmit information about current situation in the grid.*



### **Measure grid load:**

*This option notifies Master charger if it is required to read information from Energy meter.*

- *if charging stations are connected in isolated power line, energy meter is not required - Setting is set to OFF*
- *If charging stations are connected to common power line, energy meter is required - Setting is set to ON*

## New features

### OCPP FW Management

- *OCPP Firmware Management*

*The system enables users to transfer firmware and diagnostics files using the OCPP platform. This works by using HTTP or FTP protocols.*

- *EVC16X Hardware support*

*This update optimizes interface of mobile application in order to show only relevant options. As well as from now on firmware support.*

- *New EVC16X relays*
- *PEN fault*
- *CT clamps for Dynamic Load Balancing in EVC16X and their calibration*
- *Hardware configuration*

## New OCPP parameter

### Custom configuration parameter - CSMSWebSocketURL

*It is a customizable parameter with a string data type. It allows to remotely change OCPP servers URL address.*

*Note that after changing the value, the charger will not automatically attempt to connect to a new server, as the OCPP service via application needs to be restarted or the charger rebooted. After the reboot, the charger will attempt to connect to the new URL address continuously for a duration of 5 minutes. If the charger fails to do so, then it will fall back to the last used url address. If the connections to the server was successfully, it will save the current URL address as correct and will not fallback anymore.*

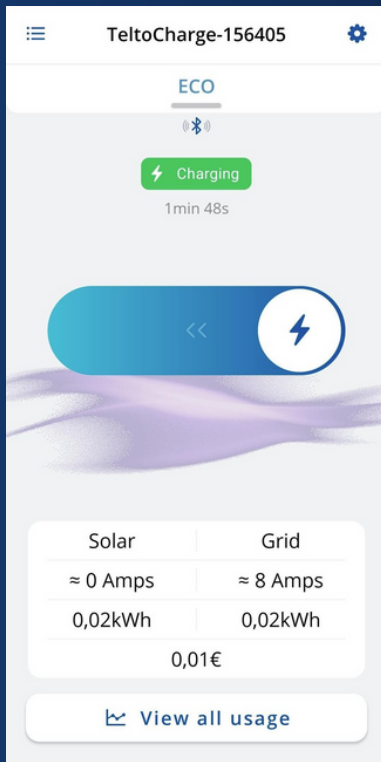
# Improvements

Solar optimization

New status notification

- *Solar optimization*

*With this release of firmware, user will be able to see sessions history as well as observe current session information in true time on the main window.*



*Charging station also supports communication with these energy meters for following data if Solar charging is ON:*

- *Siemens PAC1020*
- *Siemens PAC2200*
- *Siemens PAC3100*
- *Siemens PAC3120*
- *Siemens PAC3200*
- *Siemens PAC3220*
- *Siemens PAC4200*
- *ABB A41*
- *ABB A42*
- *ABB A43*
- *ABB A44*
- *ABB B21*
- *ABB B23*
- *ABB B24*
- *Eastron SDM54-M*
- *Eastron SDM72D-M V2*
- *Inepro PRO380-Mod*

## Improvements

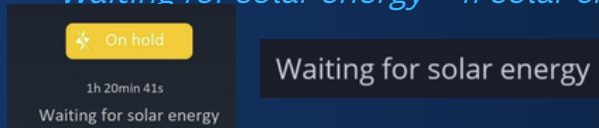
New status notification

- *New status notification*

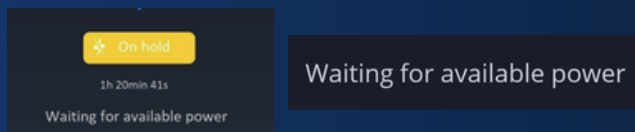
*With the release of new charging power optimization functions, it is required to ,clearly notify users about reason why session could be put on Hold.*

*These new messages are:*

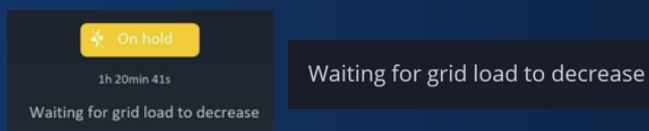
- *Waiting for solar energy - If solar charging is enabled but there are too little surplus energy.*



- *Waiting for available power - If DLB is being used, but grid is overloaded and can not provide enough power at the moment.*



- *Waiting for grid load to decrease - If DLM is being used, but grid is overloaded and can not provide enough power.*



## Fixes

### APP

- *Performance optimization*

Wiki page:

